

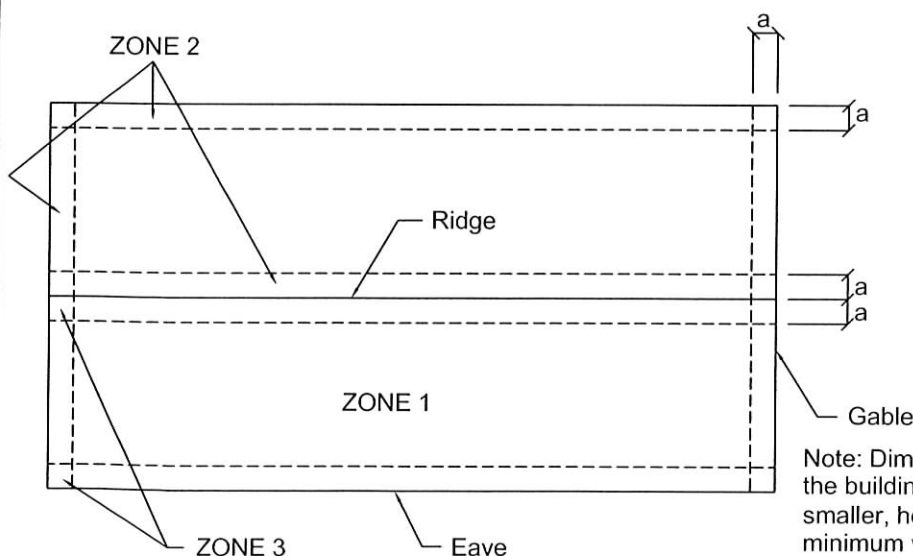
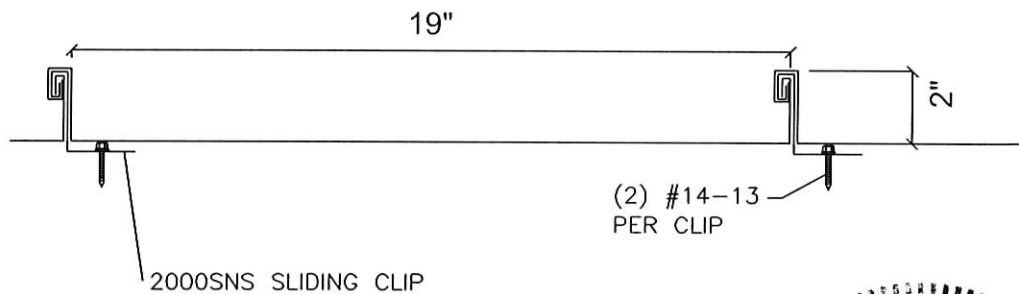
SENTRIGARD ML 200AH, ALUM. 19" WIDE LOAD TABLE OVER 22 GA. STEEL DECK




Buildings having a Roof Mean Height \leq 20'-0"; Roof Slope: 2"/12" -6"/12" Gable or Hip Roof
Wind Speeds 140-180 mph, Exp C, Risk Category II, Enclosed Bldg. based on FLORIDA BUILDING CODE 2010

SENTRIGARD ML 200AH, 0.032" ALUM., 19" WIDE, CLIP SPACING							
ZONE	FASTENER	SUBSTRATE	WIND SPEED ZONE				
			140 ON CENTER SPACING	150 ON CENTER SPACING	160 ON CENTER SPACING	170 ON CENTER SPACING	180 ON CENTER SPACING
ZONE 1	(2) #14-13	22 GA. STEEL DECK	24"	24"	24"	24"	24"
ZONE 2	(2) #14-13	22 GA. STEEL DECK	12"	12"	12"	12"	12"
ZONE 3	(2) #14-13	22 GA. STEEL DECK	6"	6"	6"	6"	6"

- 1) **PANEL DESCRIPTION:** 2" MECHANICAL LOCK, 0.032" ALUM., 19" MAX WIDTH, DOUBLE LOCK SEAM.
- 2) **PANEL FASTENER:** (2) #14-13 DEK FAST PER CLIP.
- 3) **PANEL CLIP:** 2000SNS FLOATING CLIP
- 4) **MAXIMUM ALLOWABLE PANEL UPLIFT PRESSURE:** 71.0 PSF @ 24" O.C., 138.5 PSF @ 6" O.C. PRESSURE BASED ON UL 580/UL 1897 TESTING BY FORCE ENGINEERING TEST REPORT #72-0084T-08A-C.
- 5) **SUBSTRATE:** MIN. 22 GA. STEEL DECK. MUST BE DESIGNED IN ACCORDANCE WITH FBC 2010.
- 6) **PANEL ROLLFORMER:** SCHLEBACH QUADRO-PLUS ROLLFORMER BY METALFORMING, INC.
- 7) **LOAD TABLE BASED ON WIND PRESSURES CALCULATED PER ASCE 7-10 (Kd=0.85) MULTIPLIED BY 0.6 PER FBC 2010, SECTION 1609.1.5.**
- 8) **LOAD TABLE DOES NOT INCLUDE OVERHANG ZONES**



State of Florida
C.O.A.
26778



JAN 03 2012

Note: Dimension (a) is defined as 10% of the minimum width of the building or 40% of the mean height of the roof, whichever is smaller, however, (a) cannot be less than either 4% of the minimum width of the building or 3 feet.