



BUILDING CODE COMPLIANCE OFFICE (BCCO)
PRODUCT CONTROL DIVISION

MIAMI-DADE COUNTY, FLORIDA
METRO-DADE FLAGLER BUILDING
140 WEST FLAGLER STREET, SUITE 1603
MIAMI, FLORIDA 33130-1563
(305) 375-2901 FAX (305) 375-2908

NOTICE OF ACCEPTANCE (NOA)

Sentrigard Metal Roofing Systems Association, Corp.
4625 Alexander Drive, Suite 135
Alpharetta, GA. 30022

SCOPE:

This NOA is being issued under the applicable rules and regulations governing the use of construction materials. The documentation submitted has been reviewed by Miami-Dade County Product Control Division and accepted by the Board of Rules and Appeals (BORA) to be used in Miami Dade County and other areas where allowed by the Authority Having Jurisdiction (AHJ).

This NOA shall not be valid after the expiration date stated below. The Miami-Dade County Product Control Division (In Miami Dade County) and/or the AHJ (in areas other than Miami Dade County) reserve the right to have this product or material tested for quality assurance purposes. If this product or material fails to perform in the accepted manner, the manufacturer will incur the expense of such testing and the AHJ may immediately revoke, modify, or suspend the use of such product or material within their jurisdiction. BORA reserves the right to revoke this acceptance, if it is determined by Miami-Dade County Product Control Division that this product or material fails to meet the requirements of the applicable building code.

This product is approved as described herein, and has been designed to comply with the Florida Building Code including the High Velocity Hurricane Zone of the Florida Building Code.

DESCRIPTION: Sentrigard SL 175 H

LABELING: Each unit shall bear a permanent label with the manufacturer's name or logo, city, state and following statement: "Miami-Dade County Product Control Approved", unless otherwise noted herein.

RENEWAL of this NOA shall be considered after a renewal application has been filed and there has been no change in the applicable building code negatively affecting the performance of this product.

TERMINATION of this NOA will occur after the expiration date or if there has been a revision or change in the materials, use, and/or manufacture of the product or process. Misuse of this NOA as an endorsement of any product, for sales, advertising or any other purposes shall automatically terminate this NOA. Failure to comply with any section of this NOA shall be cause for termination and removal of NOA.

ADVERTISEMENT: The NOA number preceded by the words Miami-Dade County, Florida, and followed by the expiration date may be displayed in advertising literature. If any portion of the NOA is displayed, then it shall be done in its entirety.

INSPECTION: A copy of this entire NOA shall be provided to the user by the manufacturer or its distributors and shall be available for inspection at the job site at the request of the Building Official.

This NOA consists of pages 1 through 7.

The submitted documentation was reviewed by Alex Tigera.



NOA No.: 10-0603.13
Expiration Date: 08/25/15
Approval Date: 08/25/10

ROOFING SYSTEM APPROVAL:

Category: Roofing
Sub-Category: Non-Structural Metal Panels
Material: Steel
Deck Type: Steel
Maximum Design Pressure -108.5 psf

TRADE NAMES OF PRODUCTS MANUFACTURED OR LABELED BY APPLICANT:

<u>Product</u>	<u>Dimensions</u>	<u>Test Specifications</u>	<u>Product Description</u>
SL 175 H	Length: various Height: 1.75" Width: 17-3/4" Thickness = 24ga (0.024")	TAS 110	Corrosion resistant, steel, coated snap-lock panel.

TRADE NAMES OF PRODUCTS MANUFACTURED BY OTHERS:

<u>Product</u>	<u>Dimensions</u>	<u>Test Specifications</u>	<u>Product Description</u>
1051718 - Snap Lock Fixed Clips	Length: 2-1/4" Height: 1.75" Width: 2" Thickness 20 ga		Corrosion resistant, G90 Galvanized 20 gauge steel clip manufactured by SFS Intec.

EVIDENCE SUBMITTED:

<u>Test Agency</u>	<u>Test Identifier</u>	<u>Test Name/Report</u>	<u>Date</u>
Farabaugh Engineering and Testing Inc.	T122-08A	TAS 100	02/06/08
Force Engineering & Testing, Inc.	261-04699T-07A-C	TAS 125	02/04/08
Valspar		ASTM G23	03/16/05
Valspar		ASTM B 117	08/12/98



NOA No.: 10-0603.13
Expiration Date: 08/25/15
Approval Date: 08/25/10
Page 2 of 7

APPROVED ASSEMBLIES:

System:	SL 175 H 24ga Steel 17-3/4" wide panel
Deck Type:	Steel, Insulated
Deck Description:	Metal roof deck 22 MSG grade A. coated steel. Minimum 33ksi
Slope Range:	2": 12" or greater
Maximum Uplift Pressure:	See Table A below

Deck Attachment:	Minimum 22 gage steel deck shall be secured 6" o.c. to structural supports spaced a maximum distance listed below in Table A , with one (1) #12 x 1-1/4" Hex Washer Head self drilling screws fastened at the bottom of each flute (6" o.c.). Deck sidelaps shall be fastened 24" o.c. with #12 x 1-1/4" Hex Head self drilling screws.
Insulation:	Minimum 3/4" thick and Maximum 4" thick of an approved rigid board insulation with current NOA having a minimum 25psi compressive strength. Followed by a 1/2" layer of Georgia Pacific "Dens Deck" fastened with approved fasteners and plates as noted below under the "underlayment" section. Fastening density shall be in compliance with applicable Building Code and Roofing Application Standard RAS 117.
Underlayment:	<p>Minimum underlayment shall be an ASTM D 226 Type II installed with a minimum 4" side-lap and 6" end-laps. Underlayment and insulation shall be simultaneously fastened through the insulation into the steel deck using 2-1/2" dia. Plate washers with #14-13 x 3" long Dekfast screws, spaced 6" o.c. at all laps and two staggered rows 12" o.c. in the field of the roll or any approved underlayment having a current NOA.</p> <p>Additionally, install an 18" wide strip of Polyglass MTS along the entire eave and rake on top of the ASTM D 226 Type II underlayment.</p>
Fire Barrier Board:	Any approved fire barrier having a current NOA, or for class A or B fire rating, install minimum 1/4" thick Georgia Pacific "Dens Deck" (with current NOA) or minimum 4mm thick of Tritex, RockRoof (with current NOA) or 5/8" water resistant type X gypsum sheathing with treated core and facer.
Valleys:	<p>Valley construction shall be in compliance with Roofing Application Standard RAS 133 and with the current published installation instructions and details in Sentigard Metal Roofing Systems Association, Inc.'s Installation Manual.</p> <p>Additionally, install a full sheet of Polyglass MTS underlayment, centered on the valley, on top of the ASTM D 226 Type II underlayment.</p>



Metal Panels and Accessories:

Install the "SL 175 H 24ga Steel Panel" including flashing penetrations, valleys, end laps and accessories in compliance "Sentigard Metal Roofing Systems Association, Inc.'s" current, published installation instructions and in compliance with the minimum requirements detailed in Roofing Application Standard RAS 133.

Panels shall be secured along the male rib with approved clips and two (2) corrosion resistant #12-11 Type A fasteners of sufficient length to penetrate through the sheathing a minimum of $\frac{3}{16}$ ". The outer holes of the clip are to be used for the fastener placement. The panel clips were placed at a spacing listed in Table A below. The adjacent panel is placed over the secured panel/clip assembly and locked into place.

TABLE A		
MAXIMUM DESIGN PRESSURES		
Roof Areas	Field	Perimeter and Corner¹
Maximum Design Pressures	-71 psf	-108.5 psf
Maximum Clip Spacing	24" o.c.	6" o.c.
Maximum Purlin Spacing	5' o.c.	2'-6" o.c.

1. Extrapolation shall not be allowed



LIMITATIONS

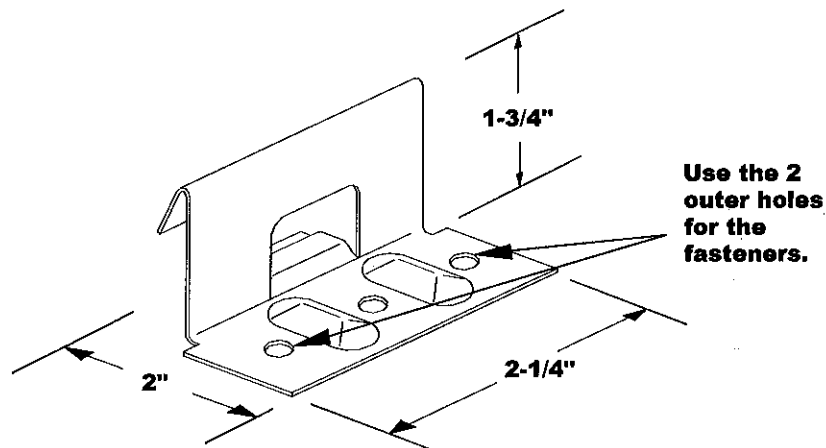
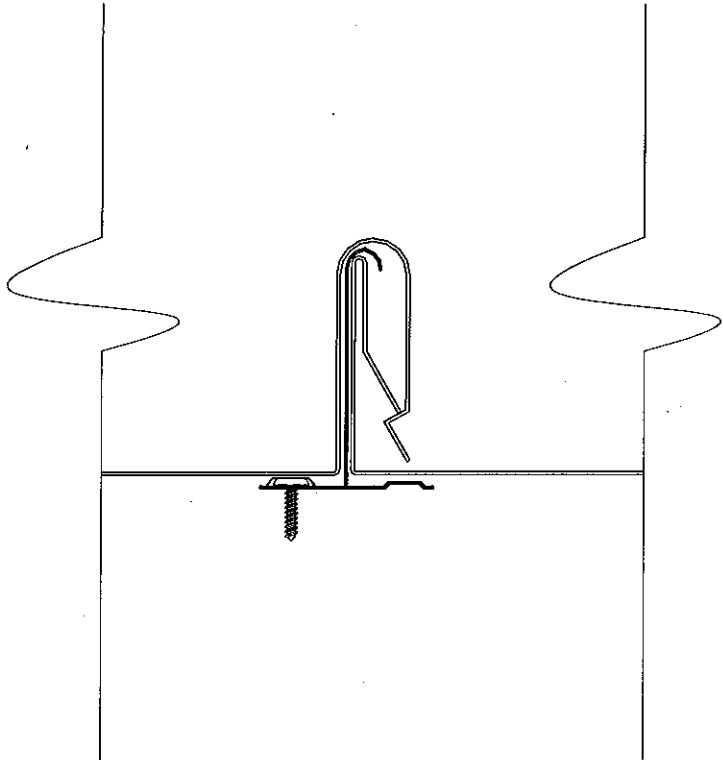
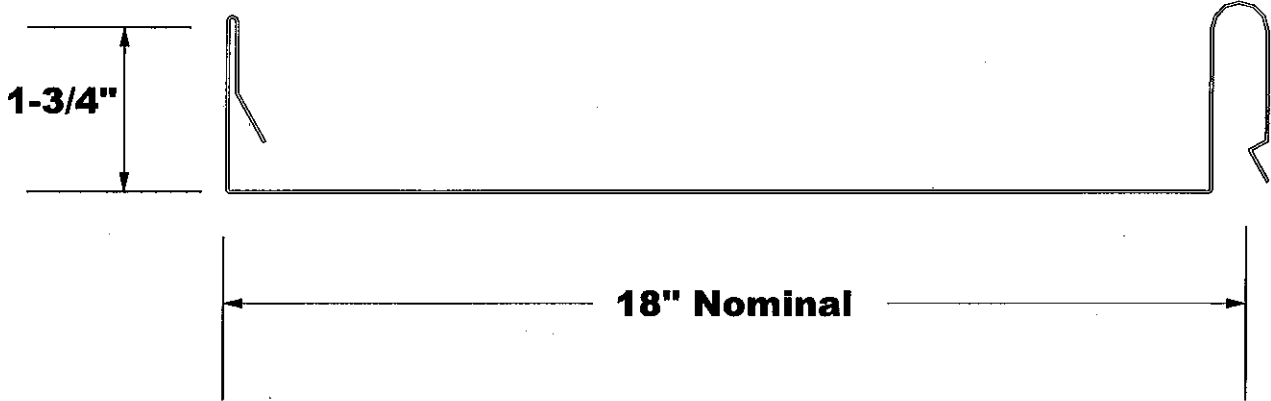
1. The maximum designed pressure listed herein shall be applicable to all roof pressure zones (i.e. field, perimeters, and corners). Neither rational analysis, nor extrapolation shall be permitted for enhanced fastening at enhanced pressure zones (i.e. perimeters, extended corners and corners).
2. Panels may be rolls formed in continuous lengths from eave to ridge. Maximum lengths shall be as described in Roofing Application Standard RAS 133
3. All panels shall be permanently labeled with the manufacturer's name and/or logo, and the following statement: "Miami-Dade County Product Control Approved" or with the Miami-Dade County Product Control Seal as seen below. All clips shall be permanently labeled with the manufacturer's name and/or logo, and/or model.



4. Fire classification is not part of this acceptance; refer to a current Approved Roofing Materials Directory for fire ratings of this product.
5. All products listed herein shall have a quality assurance audit in accordance with the Florida Building Code and Rule 9B-72 of the Florida Administrative Code.
6. Panels may be jobsite roll formed with machine model #Q98631039A from Sentrigard Metal Roofing Systems Association, Inc..



PROFILE DRAWINGS



END OF THIS ACCEPTANCE



NOA No.: 10-0603.13
Expiration Date: 08/25/15
Approval Date: 08/25/10
Page 6 of 7

GREEN SUSTAINABLE ATTRIBUTES (GSA)

SCOPE: This document is solely for the purpose of verification of Sustainable Attributes of construction materials. The documentation submitted has been reviewed by Miami-Dade County Product Control Division.

G.1. SOLAR REFLECTANCE AND THERMAL EMITTANCE					
<u>Metal Panel Color</u>	<u>Initial Reflectance</u>	<u>Aged Reflectance</u>	<u>Initial Emittance</u>	<u>Aged Emittance</u>	<u>Solar Reflectance Index (SRI)</u>
1. Almond (T23)	0.61	0.60	0.87		73
2. Apothecary Blue (V32)	0.26	0.26	0.85		24
3. Banner Red (V93)	0.42	0.41	0.84		45
4. Bone White (V03)	0.65	0.65	0.86		78
5. Bright Copper (V25)	0.49	0.47	0.85		55
6. Bright Silver (V26)	0.60	0.60	0.77		68
7. Burgundy (V24)	0.25	0.23	0.85		23
8. Charcoal Gray (L01)	0.29	0.25	0.89		30
9. Classic Green (L02)	0.31	0.25	0.85		31
10. Colonial Red (L03)	0.35	0.23	0.85		36
11. Dark Bronze (L04)	0.28	0.25	0.89		29
12. Hartford Green (L05)	0.30	0.25	0.85		30
13. Hemlock Green (L06)	0.37	0.32	0.85		39
14. Mansard Brown (L07)	0.29	0.25	0.86		29
15. Matte Black (L08)	0.29	0.25	0.86		29
16. Medium Bronze (L09)	0.30	0.25	0.86		30
17. Musket Gray (L10)	0.33	0.31	0.85		34
18. Old Town Gray (L18)	0.40	0.35	0.86		43
19. Patina Green (V14)	0.29	0.28	0.87		29
20. Pewter (L11)	0.36	0.35	0.85		38
21. Regal Blue (L12)	0.28	0.25	0.89		29
22. Regal White (V38)	0.68	0.67	0.86		82
23. Sandstone (V17)	0.54	0.53	0.86		63
24. Sierra Tan (V70)	0.38	0.38	0.85		40
25. Slate Blue (L13)	0.29	0.25	0.86		29
26. Slate Gray (L14)	0.40	0.39	0.86		43
27. Stone White (V31)	0.61	0.61	0.85		72
28. Surrey Beige (V21)	0.40	0.39	0.86		43
29. Teal (L15)	0.30	0.28	0.85		30
30. Terra Cotta (V23)	0.39	0.38	0.84		41

G.4. RECYCLED CONTENT / BIO-BASED MATERIAL / RARELY RENEWABLE MATERIAL				
<u>Component Name</u>	<u>% Recycled Content at Manuf.</u>	<u>% Recycled at Disposal</u>	<u>% Bio-based Material</u>	<u>% Renewable Material</u>
1. Sentrigard SL 175 H (Steel)	31.96%	100%		

G.6. Roof System Life Cycle	
<u>Years</u>	<u>Assemblies:</u>
40	Sentrigard Metal Roofing Systems Association, Corp – All Assemblies

G-1



NOA No.: 10-0603.13
 Expiration Date: 08/25/15
 Approval Date: 08/25/10
 Page 7 of 7