

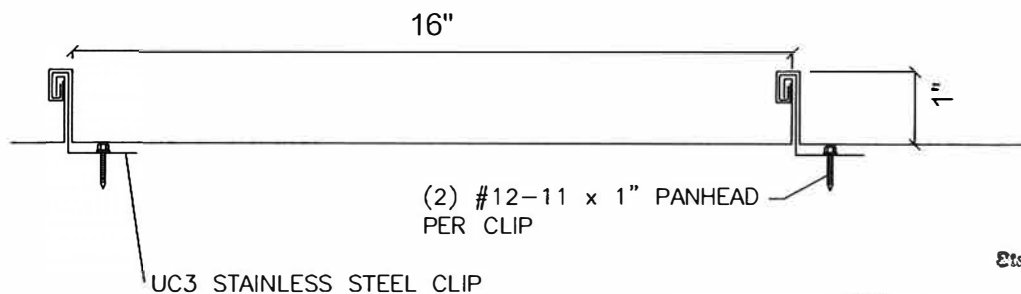
SENTRIGARD ML 100AH, 16" WIDE LOAD TABLE OVER 15/32" PLYWOOD




Buildings having a Roof Mean Height \leq 20'-0"; Roof Slope: 2"/12" -6"/12" Gable or Hip Roof
Wind Speeds 130-170 mph, Exp C, Risk Category II, Enclosed Bldg. based on FLORIDA BUILDING CODE 2010

SENTRIGARD ML 100AH, 16" WIDE, CLIP SPACING							
ZONE	FASTENER	SUBSTRATE	WIND SPEED ZONE				
			130 ON CENTER SPACING	140 ON CENTER SPACING	150 ON CENTER SPACING	160 ON CENTER SPACING	170 ON CENTER SPACING
ZONE 1	(2) #12-11 x 1"	15/32" CDX PLYWOOD	24"	24"	24"	24"	24"
ZONE 2	(2) #12-11 x 1"	15/32" CDX PLYWOOD	24"	24"	24"	6"	6"
ZONE 3	(2) #12-11 x 1"	15/32" CDX PLYWOOD	6"	6"	6"	6"	6"

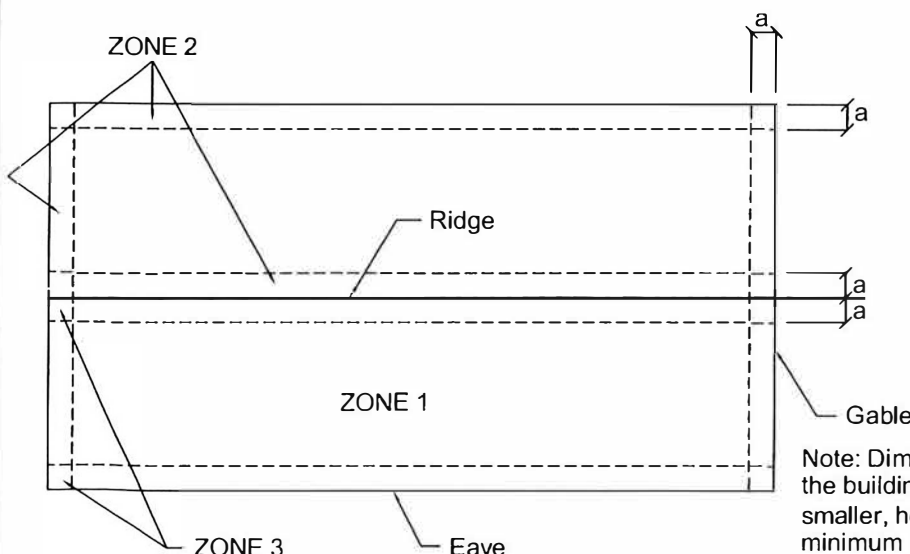
- 1) **PANEL DESCRIPTION:** 1" MECHANICAL LOCK, MIN. 0.032" ALUM., 16" MAX WIDTH, DOUBLE LOCK SEAM.
- 2) **PANEL FASTENER:** (2) #12-11 x 1" TYPE A PANCAKE HEAD PER CLIP.
- 3) **PANEL CLIP:** UC3 STAINLESS STEEL FLOATING CLIP
- 4) **MAXIMUM ALLOWABLE PANEL UPLIFT PRESSURE:** 63.5 PSF @ 24" O.C., 101.0 PSF @ 6" O.C. PRESSURE BASED ON UL 580/UL 1897 TESTING BY FORCE ENGINEERING TEST REPORT #72-0191T-07A-C.
- 5) **PLYWOOD DECKING:** MIN. 15/32" THICK, APA RATED PLYWOOD. MUST BE DESIGNED IN ACCORDANCE WITH FBC 2010.
- 6) **PANEL ROLLFORMER:** SCHLEBACH QUADRO-PLUS ROLLFORMER BY METALFORMING, INC.
- 7) **LOAD TABLE BASED ON WIND PRESSURES** CALCULATED PER ASCE 7-10 ($K_d=0.85$) MULTIPLIED BY 0.6 PER FBC 2010, SECTION 1609.1.5.
- 8) **LOAD TABLE DOES NOT INCLUDE OVERHANG ZONES**



State of Florida
C.O.A.
28773



DEC 28 2011



Note: Dimension (a) is defined as 10% of the minimum width of the building or 40% of the mean height of the roof, whichever is smaller, however, (a) cannot be less than either 4% of the minimum width of the building or 3 feet.