



Force Engineering & Testing

19530 Ramblewood Drive

Humble, Texas 77338

Phone: (281) 540-6603, Fax: (281) 540-9966

Website: forceengineeringtesting.com

Product Evaluation Report

**SENTRIGARD METAL ROOFING SYSTEMS ASSOCIATION, INC.,
an NB HANDY COMPANY**

SENTRIGARD NS 150H, 24 Ga. 15 ½" Wide Roof Panel over Plywood

Florida Product Approval # 9860.8 R6

Florida Building Code 2020

Per Rule 61G20-3

Method: 1 -D

Category: Roofing

Subcategory: Metal Roofing

Compliance Method: 61G20-3.005(1)(d)

HVHZ

Product Manufacturer:

Sentrigard Metal Roofing Systems Association, Inc.,

an NB Handy Company

65 10th Street

Lynchburg, Virginia 24502

Engineer Evaluator:

Johnathan Green, P.E. #88223

Florida Evaluation ANE ID: 12901

Validator:

Brian Jaks P.E. #70159

Contents:


Evaluation Report Pages 1 – 4



SEP 24 2020

THIS ITEM HAS BEEN
DIGITALLY SIGNED AND
SEALED BY JOHNATHAN
GREEN ON THE DATE
ADJACENT TO THE SEAL.

PRINTED COPIES OF THIS
DOCUMENT ARE NOT
CONSIDERED SIGNED AND
SEALED AND THE
SIGNATURE MUST BE
VERIFIED ON ANY
ELECTRONIC COPIES.



Force Engineering & Testing

19530 Ramblewood Drive

Humble, Texas 77338

Phone: (281) 540-6603, Fax: (281) 540-9966

Website: forceengineeringtesting.com

Compliance Statement: The product as described in this report has demonstrated compliance with the Florida Building Code 2020, Sections 1504.3.2, 1518.9, 1523.6.5.2.4.

Product Description: Sentrigard NS 150H, 1-1/2" Nailstrip Roof Panel, 24 Ga. Steel, 15 1/2" Coverage, Roof Panel restrained with fasteners into APA Plywood decking. Non-structural Application.

Panel Material/Standards: Material: 24 Ga. Steel, ASTM A792 unpainted or painted with Valspar Fluropon or ASTM A653 G90 conforming to Florida Building Code 2020 Section 1507.4.3. Yield Strength: Min. 50.0 ksi
Corrosion Resistance: Panel Material shall comply with Florida Building Code 2020, Section 1507.4.3

Panel Dimension(s): Thickness: 0.024"
Width: 15 1/2" Max Coverage
Female Rib: 1 1/2" tall
Male Rib: 3/4" tall rib w/ slotted strip
Panel Seam: Snap Lock

Panel Fastener: Through Panel Slot: (1) #12-11 x 1" Pancake Type A
In Pan of Panel: (2) #10-11 x 1" Eclipse Head Type A
1/4" minimum penetration through plywood
Corrosion Resistance: Per Florida Building Code 2020, Section 1517.6.

Substrate Description: 1) For HVHZ construction, use 19/32" or greater APA Rated plywood or wood plank. In reroofing applications where the deck is less than 19/32" thick (min. 15/32") the attachment of the decking in no case shall be less than 8D annual ring shank nails at 6" O.C. Design of plywood and plywood supports are outside the scope of this evaluation. Substrate must be designed in accordance w/ Florida Building Code 2020.


2) For Non-HVHZ applications, use min. 15/32" thick, APA Rated plywood over supports at maximum 24" O.C. Design of plywood and plywood supports are outside the scope of this evaluation. Substrate must be designed in accordance w/ Florida Building Code 2020.



SEP 24 2020

THIS ITEM HAS BEEN DIGITALLY SIGNED AND SEALED BY JOHNATHAN GREEN ON THE DATE ADJACENT TO THE SEAL.

PRINTED COPIES OF THIS DOCUMENT ARE NOT CONSIDERED SIGNED AND SEALED AND THE SIGNATURE MUST BE VERIFIED ON ANY ELECTRONIC COPIES.



Force Engineering & Testing
19530 Ramblewood Drive
Humble, Texas 77338
Phone: (281) 540-6603, Fax: (281) 540-9966
Website: forceengineeringtesting.com

Allowable Design Uplift Pressures:

Table "A"

Maximum Total Uplift Design Pressure:	78.5 psf	116.0 psf
Panel Slot Fastener Spacing:	11" O.C.	6 ½" O.C.
Panel Pan Fastener Spacing:	NA	12" O.C.

*Design Pressure includes a Safety Factor = 2.0.

Code Compliance:

The product described herein has demonstrated compliance with The Florida Building Code 2020, Section 1504.3.2, 1518.9, 1523.6.5.2.4.

Evaluation Report Scope:

The product evaluation is limited to compliance with the structural wind load requirements of the Florida Building Code 2020, as relates to Rule 61G20-3.


Performance Standards:

The product described herein has demonstrated compliance with:

- TAS 125-03
- UL 580-06 - Test for Uplift Resistance of Roof Assemblies
- UL 1897-2012 - Uplift Test for Roof Covering Systems
- TAS 100-95 - Test Procedure for Wind and Wind Driven Rain Resistance of Discontinuous Roof Systems
- TAS 110-00 - Accel. Weathering ASTM G 155 / Salt Spray ASTM B 117

Reference Data:

1. TAS 125-03: UL 580-94 / 1897-98 Uplift Test
Force Engineering & Testing, Inc. (FBC Organization # TST-5328)
Report No. 72-0190T-07*
2. TAS 100-95
Farabaugh Engineering & Testing, Inc. (FBC Organization # TST-1654)
Report No. T349-07*
3. TAS 110-00: Valspar Fluropon coated metal panel testing
A) ASTM G 155
B) ASTM B 117
4. Miami-Dade County
Dept. of Regulatory and Economic Resources Board and Code Admin. Div.
Notice of Acceptance (NOA) 19-0722.04; Expires 08/25/2025
Sentrigard Metal Roofing Systems Association, Inc.
5. Certificate of Independence
By Johnathan Green, P.E. #88223



SEP 24 2020

THIS ITEM HAS BEEN DIGITALLY SIGNED AND SEALED BY JOHNATHAN GREEN ON THE DATE ADJACENT TO THE SEAL.

PRINTED COPIES OF THIS DOCUMENT ARE NOT CONSIDERED SIGNED AND SEALED AND THE SIGNATURE MUST BE VERIFIED ON ANY ELECTRONIC COPIES.



Force Engineering & Testing

19530 Ramblewood Drive

Humble, Texas 77338

Phone: (281) 540-6603, Fax: (281) 540-9966

Website: forceengineeringtesting.com

Test Standard Equivalency:

1. The UL 580-94 test standard is equivalent to the UL 580-06 test standard.
2. The UL 1897-98 test standard is equivalent to the UL 1897-2012 test standard.

Quality Assurance Entity:

The Report Holder has demonstrated compliance with Florida Building Code and Rule 61G20-3.005 (3) for manufacturing locations audited by an approved quality assurance entity (Keystone Certifications, Inc – FBC Org ID QUA 1824). A listing of manufacturers authorized by the Report Holder to employ the Florida Product Approvals qualified by this report can be found at <http://www.keystonecerts.com/ga-assoc/sentrigard> or by scanning the following QR Code:



Minimum Slope Range:

2:12. Minimum Slope shall comply with Florida Building Code 2020, including Sections 1515.2.2 and in accordance with Manufacturers recommendations.

Installation:

Install per manufacturer's recommended details and RAS 133.

Underlayment:

Per Manufacturer's installation guidelines per Florida Building Code 2020 Section 1518.2, 1518.3, 1518.4.

Fire Barrier:


Any approved fire barrier having a current NOA. Refer to a current fire directory listing for fire ratings of this roofing system assembly as well as the location of the fire barrier within the assembly. Fire classification is not part of this acceptance.



SEP 24 2020

THIS ITEM HAS BEEN DIGITALLY SIGNED AND SEALED BY JOHNATHAN GREEN ON THE DATE ADJACENT TO THE SEAL.

PRINTED COPIES OF THIS DOCUMENT ARE NOT CONSIDERED SIGNED AND SEALED AND THE SIGNATURE MUST BE VERIFIED ON ANY ELECTRONIC COPIES.



Force Engineering & Testing

19530 Ramblewood Drive

Humble, Texas 77338

Phone: (281) 540-6603, Fax: (281) 540-9966

Website: forceengineeringtesting.com

Shear Diaphragm:

Shear diaphragm values are outside the scope of this report.

Design Procedure:

Based on the dimensions of the structure, appropriate wind loads are determined using Chapter 16 of the Florida Building Code 2020 for roof cladding wind loads. These component wind loads for roof cladding are compared to the allowable pressure listed above. The design professional shall select the appropriate erection details to reference in his drawings for proper fastener attachment to his structure and analyze the panel fasteners for pullout and pullover. Support framing must be in compliance with Florida Building Code 2020 Chapter 22 for steel, Chapter 23 for wood and Chapter 16 for structural loading.

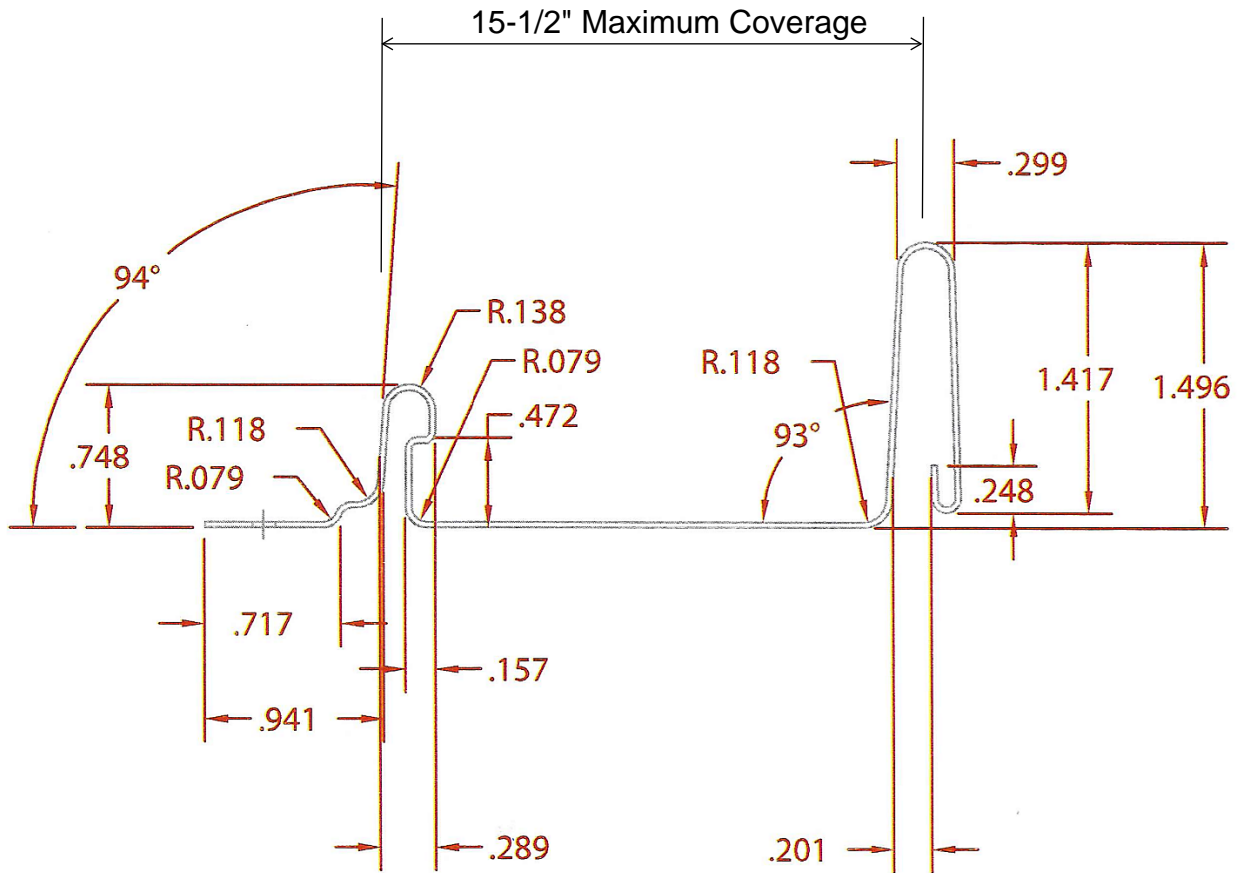
*The Test Reports are owned by Metalforming, Inc. Metalforming, Inc. gives the above manufacturer permission to use these test reports.



THIS ITEM HAS BEEN
DIGITALLY SIGNED AND
SEALED BY JOHNATHAN
GREEN ON THE DATE
ADJACENT TO THE SEAL.

PRINTED COPIES OF THIS
DOCUMENT ARE NOT
CONSIDERED SIGNED AND
SEALED AND THE
SIGNATURE MUST BE
VERIFIED ON ANY
ELECTRONIC COPIES.

1-1/2 Inch Nail Strip Panel



Johnathan Green

SEP 24 2020

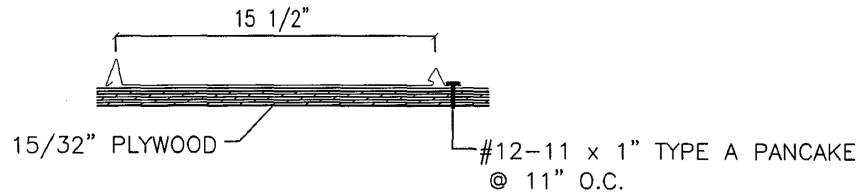
JOHNATHAN GREEN
LICENSE
No 88223
STATE OF
FLORIDA
PROFESSIONAL ENGINEER

THIS ITEM HAS BEEN DIGITALLY SIGNED AND SEALED BY JOHNATHAN GREEN ON THE DATE ADJACENT TO THE SEAL.

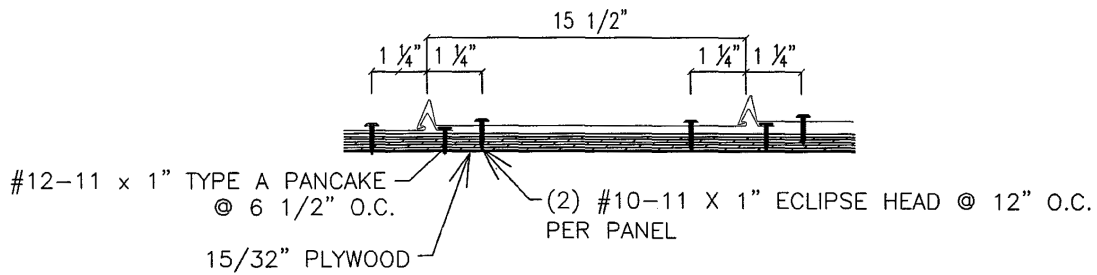
PRINTED COPIES OF THIS DOCUMENT ARE NOT CONSIDERED SIGNED AND SEALED AND THE SIGNATURE MUST BE VERIFIED ON ANY ELECTRONIC COPIES.

Panel Attachment

TYPE 1 FASTENER PATTERN (SEE LOAD TABLE)



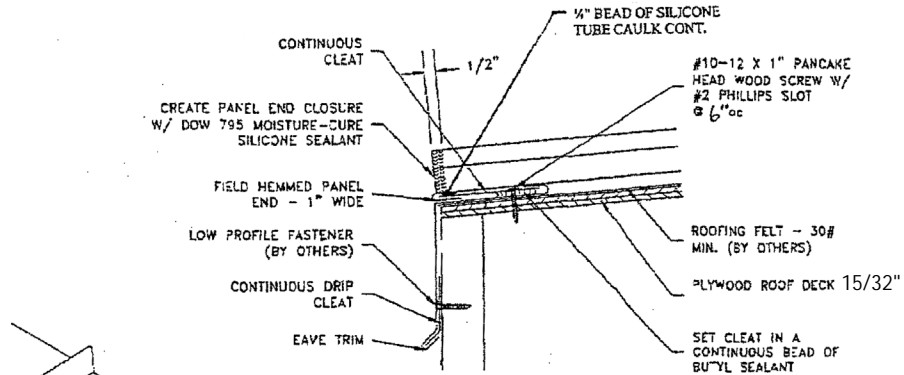
TYPE 2 FASTENER PATTERN (SEE LOAD TABLE)



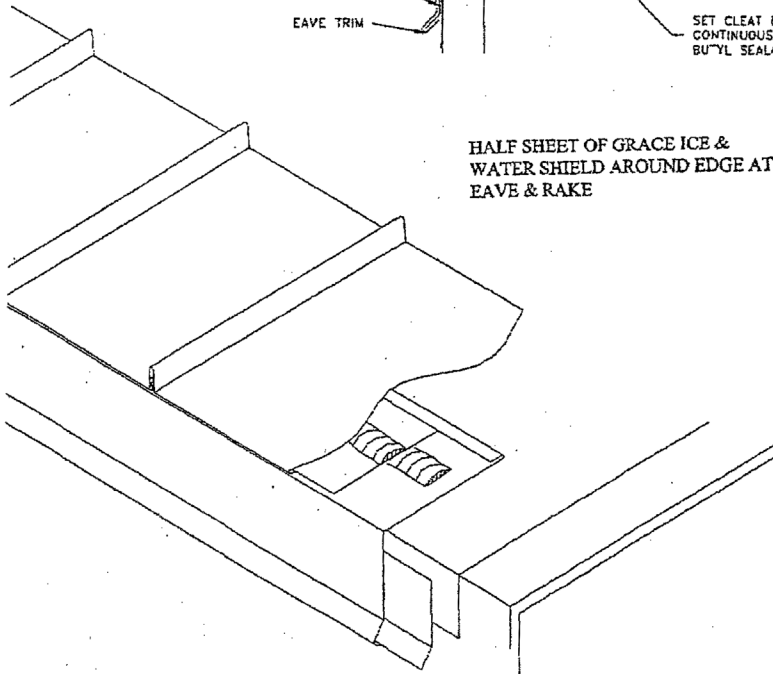
THIS ITEM HAS BEEN DIGITALLY SIGNED AND SEALED BY JOHNATHAN GREEN ON THE DATE ADJACENT TO THE SEAL.

PRINTED COPIES OF THIS DOCUMENT ARE NOT CONSIDERED SIGNED AND SEALED AND THE SIGNATURE MUST BE VERIFIED ON ANY ELECTRONIC COPIES.


Low Eave Detail



HALF SHEET OF GRACE ICE & WATER SHIELD AROUND EDGE AT EAVE & RAKE



Handwritten signature of Johnathan Green

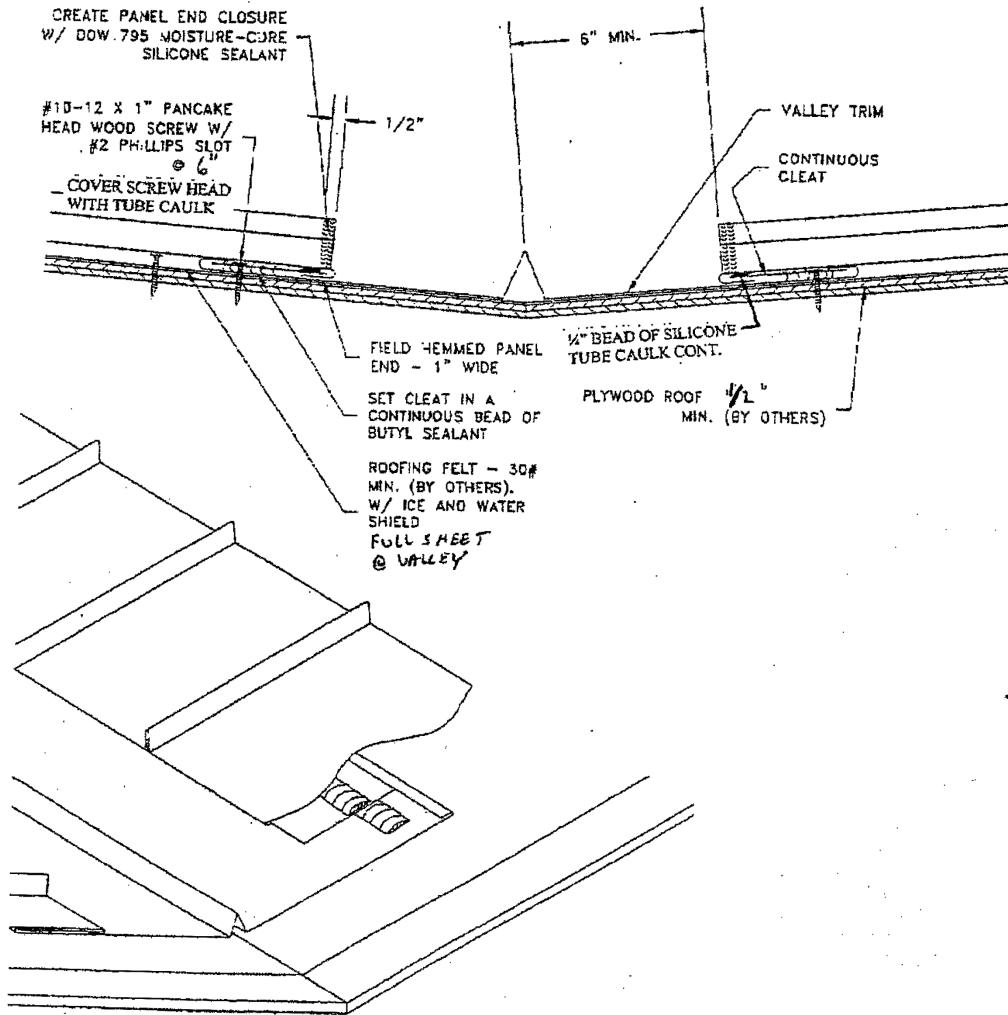



SEP 24 2020

THIS ITEM HAS BEEN DIGITALLY SIGNED AND SEALED BY JOHNATHAN GREEN ON THE DATE ADJACENT TO THE SEAL.

PRINTED COPIES OF THIS DOCUMENT ARE NOT CONSIDERED SIGNED AND SEALED AND THE SIGNATURE MUST BE VERIFIED ON ANY ELECTRONIC COPIES.

Valley Detail

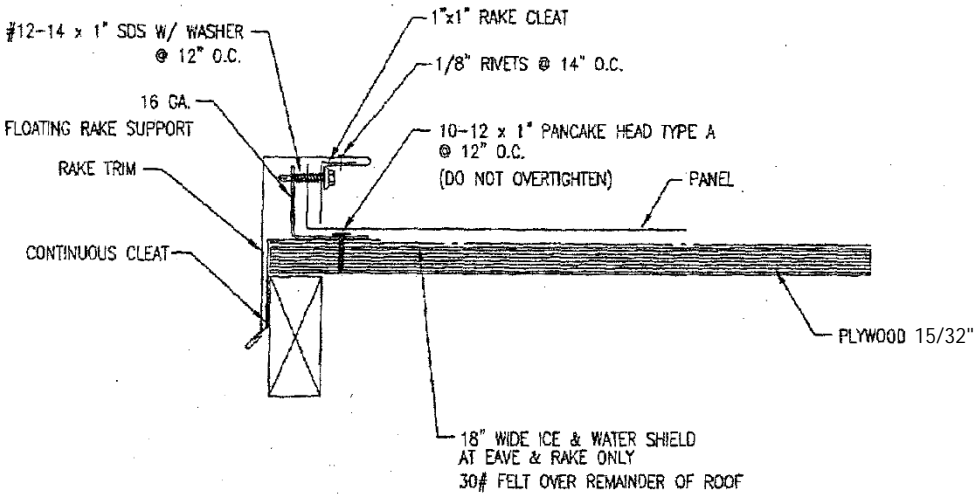




SEP 24 2020

THIS ITEM HAS BEEN
DIGITALLY SIGNED AND
SEALED BY JOHNATHAN
GREEN ON THE DATE
ADJACENT TO THE SEAL.

PRINTED COPIES OF THIS
DOCUMENT ARE NOT
CONSIDERED SIGNED AND
SEALED AND THE
SIGNATURE MUST BE
VERIFIED ON ANY
ELECTRONIC COPIES.

Floating Rake Detail

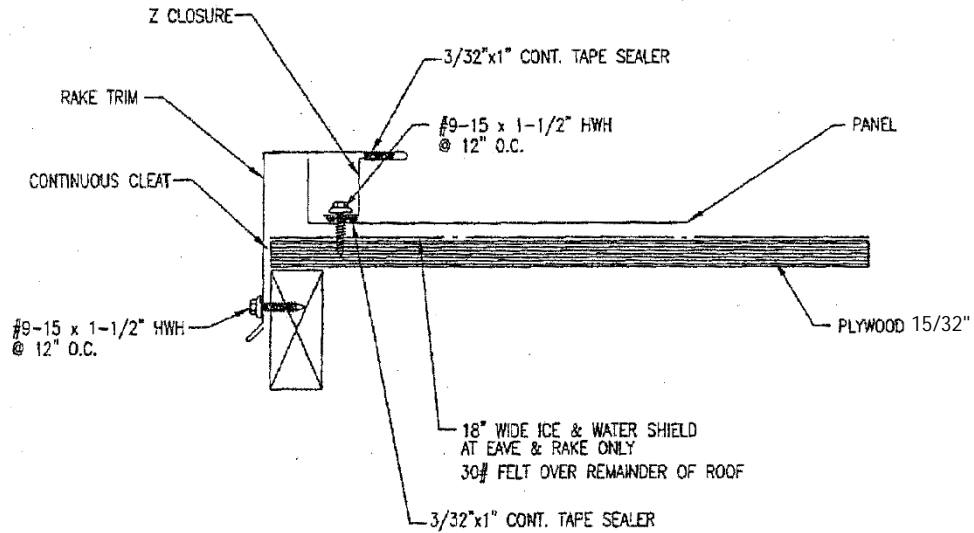




 JOHNATHAN GREEN
 LICENSE
 No 88223
 STATE OF
 FLORIDA
 PROFESSIONAL ENGINEER

SEP 24 2020

THIS ITEM HAS BEEN
 DIGITALLY SIGNED AND
 SEALED BY JOHNATHAN
 GREEN ON THE DATE
 ADJACENT TO THE SEAL.
 PRINTED COPIES OF THIS
 DOCUMENT ARE NOT
 CONSIDERED SIGNED AND
 SEALED AND THE
 SIGNATURE MUST BE
 VERIFIED ON ANY
 ELECTRONIC COPIES.

Fixed Rake Detail




 JOHNATHAN GREEN
 LICENSE
 No 88223
 STATE OF
 FLORIDA
 PROFESSIONAL ENGINEER

SEP 24 2020

THIS ITEM HAS BEEN
 DIGITALLY SIGNED AND
 SEALED BY JOHNATHAN
 GREEN ON THE DATE
 ADJACENT TO THE SEAL.

PRINTED COPIES OF THIS
 DOCUMENT ARE NOT
 CONSIDERED SIGNED AND
 SEALED AND THE
 SIGNATURE MUST BE
 VERIFIED ON ANY
 ELECTRONIC COPIES.